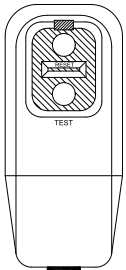


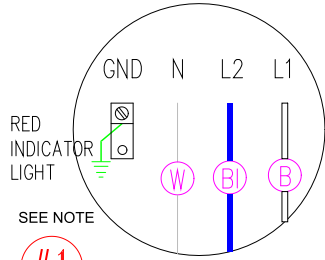
LEGEND	
	- 1/4" QUICK CONNECT
	- 1/4" QUICK CONNECT PIGGYBACK
	- FORK CONNECTOR
	- RING CONNECTOR
	- SOCKET CONNECTOR
	- PIN CONNECTOR

15 AMP CORDEND GFCI
30-0061A



GRND

Light Receptacle
AMP 2-Pin



SEE NOTE
#1

PUMP 1 FUSE

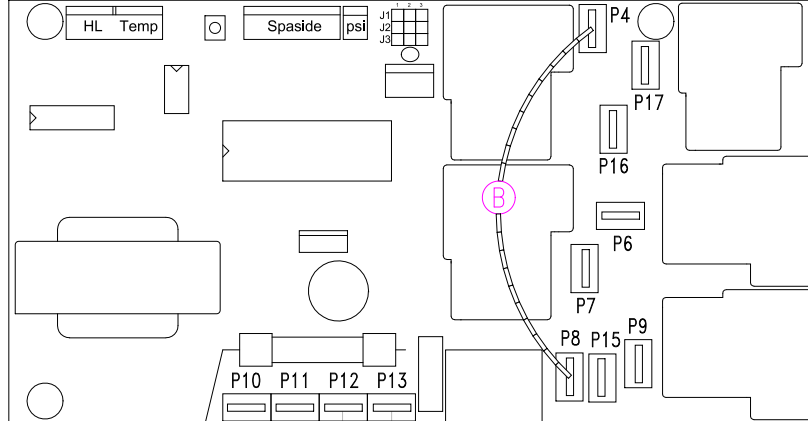
RED INDICATOR LIGHT

SYSTEM FUSE

RED INDICATOR LIGHT

33-0014A-R8

FUSE BLOCK & FUSE
30A

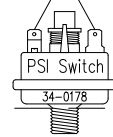


120V/240V
Red 2-pin Plug

120V

240V

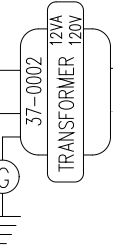
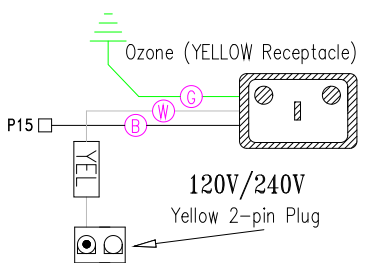
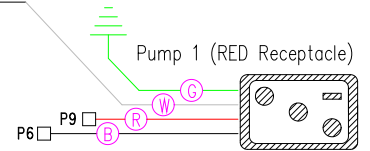
RELAY
DPST, 120V



AMBER
INDICATOR
LIGHT

Secure with Wire Ties

26-0034-R1 * HEATER 4.5kW FLOW THRU



HYDRO-QUIP
CORONA, CA (909) 273-7575

Approved By:

Dwg. No.
E100AJ-DEKQY

Drawn
BH

Rev
4

Wire Color Code

Manufacture Notes:

#1 - For 240V operation, GFCI/15A Cord must be removed, Line 2 & Neutral wires must be separated.

#2 - For 240V operation of Pump or Ozone, remove 2-pin plug from 120V connector and reconnect to 240V connection.

Date

05.26.06

Diagram No.

6010

B - Black	G - Green
Br - Brown	Bl - Blue
R - Red	V - Violet
O - Orange	W - White
Y - Yellow	Gr - Gray